

1

Découpe et colle les bonnes syllabes :



pin



vre



nard




lon



deau



quette



roir




mace



ce

se

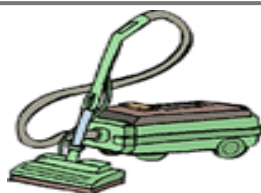


do

no



me



as


pi

teur



che


née



1

Colorie la syllabe que tu entends en t'aidant de sa position dans le mot.


ra ri



mi le

x


re me



li ri

x


ma la



ra le

x


la ma



mi re

x


ri ma



li mi

x


mi li



me ri

x


re me



mi ra

x


me la



la ma

x


mi ri



ra li

x


li le



mi ri

x


ra ri



li mi


x

ma me




ra mi

x



1

Complète avec la bonne syllabe : li pa ri ra pi la



du _____ z

des _____ s

le _____ t


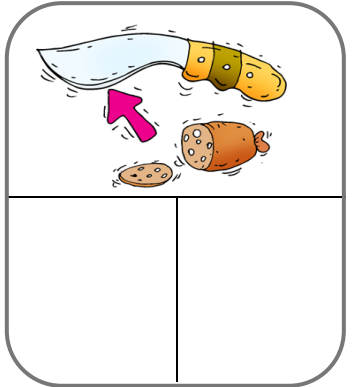



un _____ t

la _____ e





2


Découpe et colle les bonnes syllabes :




s




llon



pluie





1

Colorie la syllabe que tu entends en t'aidant de sa position dans le mot.

mu pu

li mi

x

mu pi

lu li

x

li ri

ra ir

x

mu ru

pu ri

x

lu la

li pe

x

lu pu

mu ru

x

mi pi

ri ir

x

ra pu

pi ru

x

ri pi

li mi

x

li lu

pu mi

x

ur ul

lu ru

x

pu me

mu mi

x



...../...../.....

Je révisé mes sons.

lundi

mardi

mercredi

jeudi

vendredi

samedi

dimanche

Fiche n° 5




1

Colorie la (les) syllabe(s) que tu entends .



ra	re	ri
ma	pe	pa




ra	re	ri
pa	pe	pi



ra	re	ri
pa	pe	ma




le	re	ri
pa	pe	pi



ma	re	las
pa	te	fe



ta	re	ri
pa	pe	pis



ra	ne	ti
tar	pe	pi



ra	re	ri
mu	pu	pi




mi	te	ri
par	mar	pi



ra	te	ri
ta	pe	pi



lo	re	te
pa	pe	pi



ma	me	mi
la	pe	li



2


Écris les mots.



il



le



le

t



le

s



...../...../.....

Je révise mes sons.

lundi

mardi

mercredi

jeudi

vendredi

samedi

dimanche



Fiche n° 6




1

Range les images dans la bonne colonne.

[m]




[n]



1 Colorie la syllabe que tu entends en t'aidant de sa position dans le mot.

ro ri


ra ru



x

ro ra


ri re



x

re ru


ra ro



x

re ru


ro ra



x

ri ra


re ru



x

ro re


ra ri



x

re ri


ra ro



x

re ro


ri ru



x

ra ru


ri re



x

ri ro


re ra



x

re ru


ru ri



x

ri ra

ro re



x



...../...../.....

Je révise mes sons.

lundi

mardi

mercredi

jeudi

vendredi

samedi

dimanche


Fiche n° 8




1

Range les images dans la bonne colonne.

[b]




[p]



1

Colorie la syllabe que tu entends en t'aidant de sa position dans le mot.


tu pi



ti mi

x


mu tu



lu re

x


ta te



ra pa

x


mé té



pé ré

x


lu li



tu pe

x


ta te



pa ra

x


ré pé



ri mé

x


lé pe



pi pé

x


té pé



mé le

x


pé le



lé pa

x


tu ru



lu lu

x

pu ru



mu tu

x



1

Complète avec la bonne syllabe.

ra ri ru

ma mi mu

pa pi pu

la li lu


un pa___llon



un ___ll




un ___r



un ___rteau



une va___se



un pi___te



une ___r___te



des ce___ses




des ___deaux



une p___me



un ___t



un ___nier




une ___che



une ___pe




un do___no



un ___vabo





1


Complète ces mots croisés.

- MOUCHE
- ARTICHAUT
- CHEMINÉE
- DOUCHE
- CHAUSSETTES
- CHAT
- CHATEAU
- CHEMINÉE
- CHAUSSEURE
- AUTRUCHE
- NICHE
- CHAUSSEURE
- CHEMISE
- CHATEAU
- CHAMPIGNON
- VACHE
- CHAPEAU




petit


1 Entoure le bon mot :



le chalet
le cheval
la vache



un lit
il vit
la poule



une loupe
un vélo
une vallée



un rot
un art
un rat

petit


2 Entoure en si tu entends :

vert

ra

jaune

ar



petit




3 Entoure en si tu entends :

rouge

la

bleu

al





...../...../.....

Je révise mes sons.

lundi

mardi

mercredi

jeudi

vendredi

samedi

dimanche


Fiche n° 13




1

Range les images dans la bonne colonne.

[d]



[t]



1 Complète ces mots croisés.

- BÊCHE
- DROMADAIRE
- BALAI
- PEIGNE
- ARÊTE
- FRAISE
- LAINÉ
- TÊTE
- MAISON
- REINE

2 Écris le mot .

la _____

la _____

la _____

le _____ t

3 Colorie en la lettre :

vert d

rouge b



1

Complète avec la bonne syllabe.

la al

un chev_____



un _____vabo



un _____pin



le journ_____




li il

du f_____



un _____t



le sourc_____



un _____vre



ra ar


m_____teau



m_____mite




_____dis



_____quette



t_____te



ri ir

sou_____s



cour_____



_____deau




ce_____ses



c_____que






1

Complète avec la bonne syllabe.

fau fe ma ra chai nè rê



la se gira

fo t




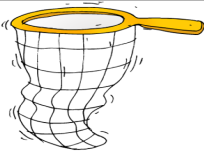
teuil


ma ge



2

Découpe et colle les bonnes syllabes :






1

Écris les mots en utilisant les bonnes syllabes.

val tu bê tor che cha




t



e

pé fé cha ca é cra meau be



© www.ClipProject.info

e

sol roir lou da ri mi sou pe



s



t



...../...../.....

Je révise mes sons.

lundi

mardi

mercredi

jeudi

vendredi

samedi

dimanche

Fiche n° 18



1

Range les images dans la bonne colonne.

[f]



[v]



1

Colorie les syllabes de chaque mot .



fa	fe	te
tre	na	nê



da	peau	deau
do	ba	teau



mar	deau	teau
chi	cha	ba



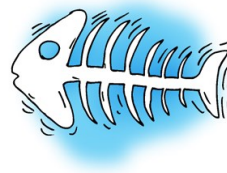
tte	po	bo
do	de	le




lou	lai	me
lia	ne	nai



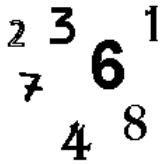
traî	tai	tri
neau	mo	lo



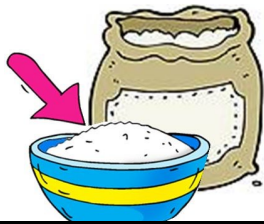
de	pe	te
rê	o	a



bo	mi	no
ni	mo	do



fe	fo	fre
chi	di	che



me	fi	fa
ri	me	ne



ai	au	tu
che	dru	tru



mi	ni	che
je	née	mé



2


Écris les mots .



la



le h




le



la

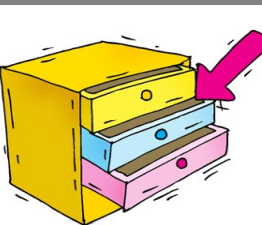

e



1

Complète avec la bonne syllabe.

voi oi loi poi re roir



_____sson

_____ture




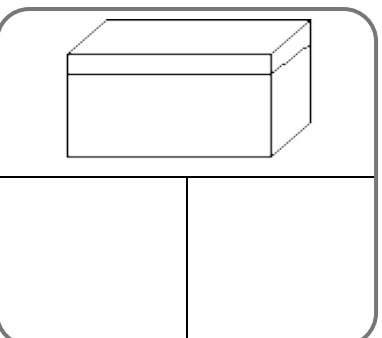






_____seau ti_____


_____vre



2

Découpe et colle les bonnes syllabes :






1 Colorie la (les) syllabe(s) que tu entends .




ra	ro	di
bi	gné	net




fai	fo	four
te	cha	chette




ra	ar	mou
moi	dre	re




lei	la	ne
ba	da	pa




sa	fa	cha
mou	mon	meau




sson	chon	ri
di	hé	sou



ton	tou	don
dou	bou	doi



da	tra	dra
gau	gon	cau



as	sa	pi
ra	bi	teur



gar	car	cho
chon	po	çon



da	va	ba
gue	le	que




ki	gui	di
ta	er	re



2 Colorie le son que tu entends.



d
t



d
t



d
t



d
t



d
t




d
t



d
t




d
t




1

Range les images dans la bonne colonne.

[ch]















[j]



1









Colorie la syllabe que tu entends.

<p>fa</p> <p>mi</p> <p>va</p>  <p>x</p>	<p>te</p> <p>de</p> <p>fe</p>  <p>x</p>	<p>don</p> <p>tou</p> <p>dou</p>  <p>x</p>	<p>fè</p> <p>flè</p> <p>vlè</p>  <p>x</p>
<p>dru</p> <p>trou</p> <p>tru</p>  <p>x</p>	<p>dra</p> <p>ta</p> <p>tra</p>  <p>x</p>	<p>te</p> <p>dre</p> <p>tre</p>  <p>x</p>	<p>fre</p> <p>bre</p> <p>vre</p>  <p>x</p>
<p>te</p> <p>tre</p> <p>dre</p>  <p>x</p>	<p>su</p> <p>chou</p> <p>chu</p>  <p>x</p>	<p>voi</p> <p>fion</p> <p>vion</p>  <p>x</p>	<p>pan</p> <p>phan</p> <p>va</p>  <p>x</p>



1

Colorie le son que tu entends.


 <p>f</p> <p>v</p>	 <p>f</p> <p>v</p>	 <p>f</p> <p>v</p>	 <p>f</p> <p>v</p>
 <p>f</p> <p>v</p>	 <p>f</p> <p>v</p>	 <p>f</p> <p>v</p>	 <p>f</p> <p>v</p>



1

Écris les mots en utilisant les bonnes syllabes.


pier ba vion ce pou pom a llon


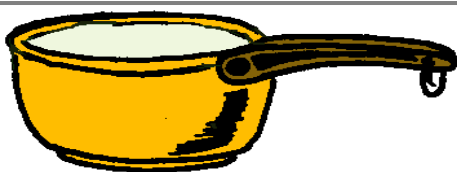






2

Découpe et colle les bonnes syllabes :









1

Écris les bonnes lettres.

bl, pl, cl, fl, gl



_____own



para_____nie




carta_____e



_____eur



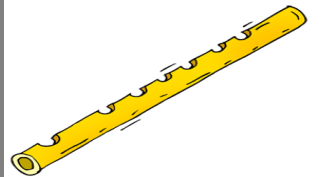
_____ace



ta_____e



_____é




_____ûte




2

Écris les mots .



la



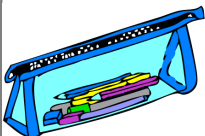
le



l'



la



la




le

...../...../.....

...../...../.....

Je révise mes sons.



lundi

mardi

mercredi

jeudi

vendredi

samedi

dimanche

Fiche n° 26



1


Range les images dans la bonne colonne.

[k]				[g]
------------	---	---	---	------------

CP/CE1

ipotâme


Fichier révision de sons / combinatoire



1

Complète ces mots croisés.

- arbre
- clé
- chèvre
- flèche
- règle
- ongle
- plume
- fenêtre
- cloche
- crabe
- table
- rat
- rideau
- clou
- frites
- fleur




2

Colorie le son que tu entends.




b
p



b
p



b
p



b
p




b
p



b
p



b
p



b
p



...../...../.....

Je révisé mes sons.

lundi

mardi

mercredi

jeudi

vendredi

samedi

dimanche




Fiche n° 28



1

Complète avec la bonne syllabe.

cas cra car cac spa tor pas



_____tule

_____tus

_____tue






_____tes

_____quette



2

Découpe et colle les bonnes syllabes :


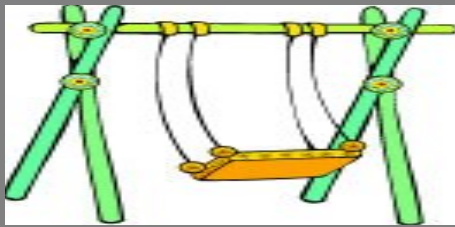




1

Écris les mots en utilisant les bonnes syllabes.

gnoi lan gre bai ba re çoi nouille







2

Découpe et colle les bonnes syllabes :









2



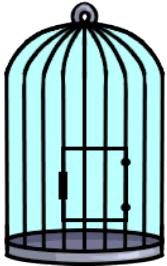

Entoure en si tu entends :

vert

ch

jaune

j




2


Écris les mots .



la



la



le



le



3

Colorie le son que tu entends.



k
g



k
g



k
g



k
g




k
g




k
g



k
g



k
g



1

Complète avec la bonne syllabe.

cri gra cre gri gre cra



_____ nouille



_____ be



_____ vette



_____ ftes



2

Colorie la syllabe que tu entends en t'aidant de sa position dans le mot.

pri

bir

bri

x

bar

bra

pra

x

gor

cor

cro

x

cro

cor

gor

x

dro

tro

dor

x

vour

four

frou

x

fri

vri

fir

x

gor

cro

cor

x

pro

por

bor

x

blan

pan

plan

x

pal

bal

pla

x

coul

clou


glou

x

...../...../.....

...../...../.....

Je révise mes sons.



lundi

mardi

mercredi

jeudi

vendredi

samedi

dimanche

Fiche n° 32




1 Range les images dans la bonne colonne.

[s]



[z]



petit


2 Entoure en si tu entends :

bleu

k

rouge

g



petit

2 Écris les mots .



la



la



la



le




3 Colorie le son que tu entends.



S
Z



S
Z




S
Z



S
Z



S
Z



S
Z



S
Z



S
Z



la	ri	ri	li	ra	re	mi	me
la	ri	li	li	ra	ra	mi	re
mi	me	ra	li	mi	me	re	ma



la	ri	ri	li	ra	re	mi	me
la	ri	li	li	ra	ra	mi	re
mi	me	ra	li	mi	me	re	ma



la	ri	ri	li	ra	re	mi	me
la	ri	li	li	ra	ra	mi	re
mi	me	ra	li	mi	me	re	ma



la	ri	ri	li	ra	re	mi	me
la	ri	li	li	ra	ra	mi	re
mi	me	ra	li	mi	me	re	ma



ma	ma	ra	ra	mar	pe	ri	li
te	te	pi	pi	pi	pi	mi	la
me	me	le	pa	pa	pa	pa	la



ma	ma	ra	ra	mar	pe	ri	li
te	te	pi	pi	pi	pi	mi	la
me	me	le	pa	pa	pa	pa	la



ma	ma	ra	ra	mar	pe	ri	li
te	te	pi	pi	pi	pi	mi	la
me	me	le	pa	pa	pa	pa	la



ma	ma	ra	ra	mar	pe	ri	li
te	te	pi	pi	pi	pi	mi	la
me	me	le	pa	pa	pa	pa	la



fu	lé	tre	phant	flû	pho	rei	nê
lai	four	é	mée	let	ne	<u>pha</u>	
fe	te	que	fi	ba	re	mi	



fu	lé	tre	phant	flû	pho	rei	nê
lai	four	é	mée	let	ne	<u>pha</u>	
fe	te	que	fi	ba	re	mi	



fu	lé	tre	phant	flû	pho	rei	nê
lai	four	é	mée	let	ne	<u>pha</u>	
fe	te	que	fi	ba	re	mi	



fu	lé	tre	phant	flû	pho	rei	nê
lai	four	é	mée	let	ne	<u>pha</u>	
fe	te	que	fi	ba	re	mi	

f, ph,



reau	meau	peau	teau	choir	te	mi	le
re	re	mar	toi	poi	poi	boi	boi
mou	née	é	dou	che	che	cha	cha



reau	meau	peau	teau	choir	te	mi	le
re	re	mar	toi	poi	poi	boi	boi
mou	née	é	dou	che	che	cha	cha



reau	meau	peau	teau	choir	te	mi	le
re	re	mar	toi	poi	poi	boi	boi
mou	née	é	dou	che	che	cha	cha



reau	meau	peau	teau	choir	te	mi	le
re	re	mar	toi	poi	poi	boi	boi
mou	née	é	dou	che	che	cha	cha

ou, oi, ch,



le	sson	ri	sse	teur	pi	chon	ris
ca	ca	hé	mon	mion	ni	sou	cor
sson	as	ra	ro	poi	chon	tre	co



le	sson	ri	sse	teur	pi	chon	ris
ca	ca	hé	mon	mion	ni	sou	cor
sson	as	ra	ro	poi	chon	tre	co



le	sson	ri	sse	teur	pi	chon	ris
ca	ca	hé	mon	mion	ni	sou	cor
sson	as	ra	ro	poi	chon	tre	co



le	sson	ri	sse	teur	pi	chon	ris
ca	ca	hé	mon	mion	ni	sou	cor
sson	as	ra	ro	poi	chon	tre	co



be	teau	ffre	ra	val	ca	ca	ca
co	che	deau	lo	nard <u>u</u>	bo	va	bar
la	vé	che	va	cou	mé	cra	que



be	teau	ffre	ra	val	ca	ca	ca
co	che	deau	lo	nard <u>u</u>	bo	va	bar
la	vé	che	va	cou	mé	cra	que



be	teau	ffre	ra	val	ca	ca	ca
co	che	deau	lo	nard <u>u</u>	bo	va	bar
la	vé	che	va	cou	mé	cra	que



be	teau	ffre	ra	val	ca	ca	ca
co	che	deau	lo	nard <u>u</u>	bo	va	bar
la	vé	che	va	cou	mé	cra	que



pan	gue	lan	phant	pi	pe	ban	gri
banç	cham	gle	bu	lé	lon	on	ce
ba	am	é	ta	gnon	ffes	ru	lam



pan	gue	lan	phant	pi	pe	ban	gri
banç	cham	gle	bu	lé	lon	on	ce
ba	am	é	ta	gnon	ffes	ru	lam




pan	gue	lan	phant	pi	pe	ban	gri
banç	cham	gle	bu	lé	lon	on	ce
ba	am	é	ta	gnon	ffes	ru	lam




pan	gue	lan	phant	pi	pe	ban	gri
banç	cham	gle	bu	lé	lon	on	ce
ba	am	é	ta	gnon	ffes	ru	lam

an g gn

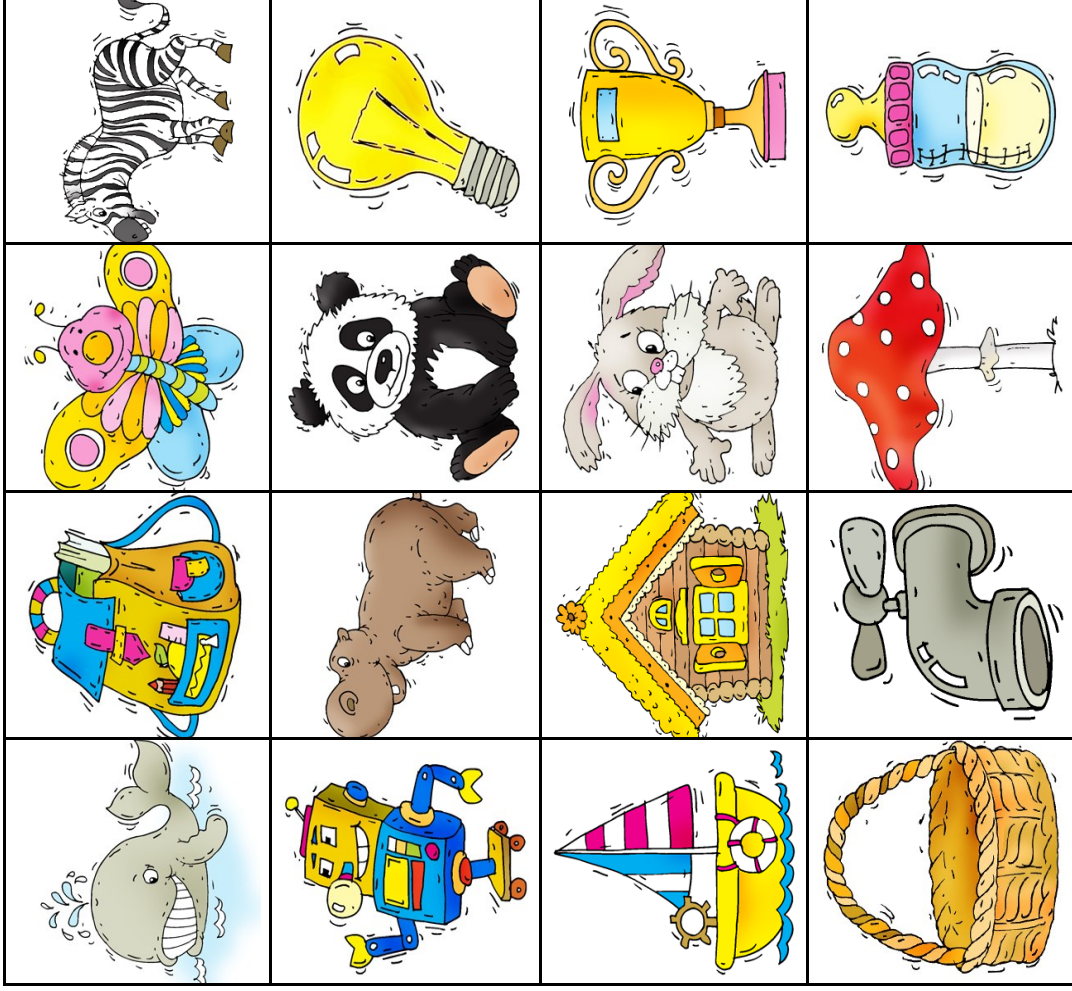
m/n



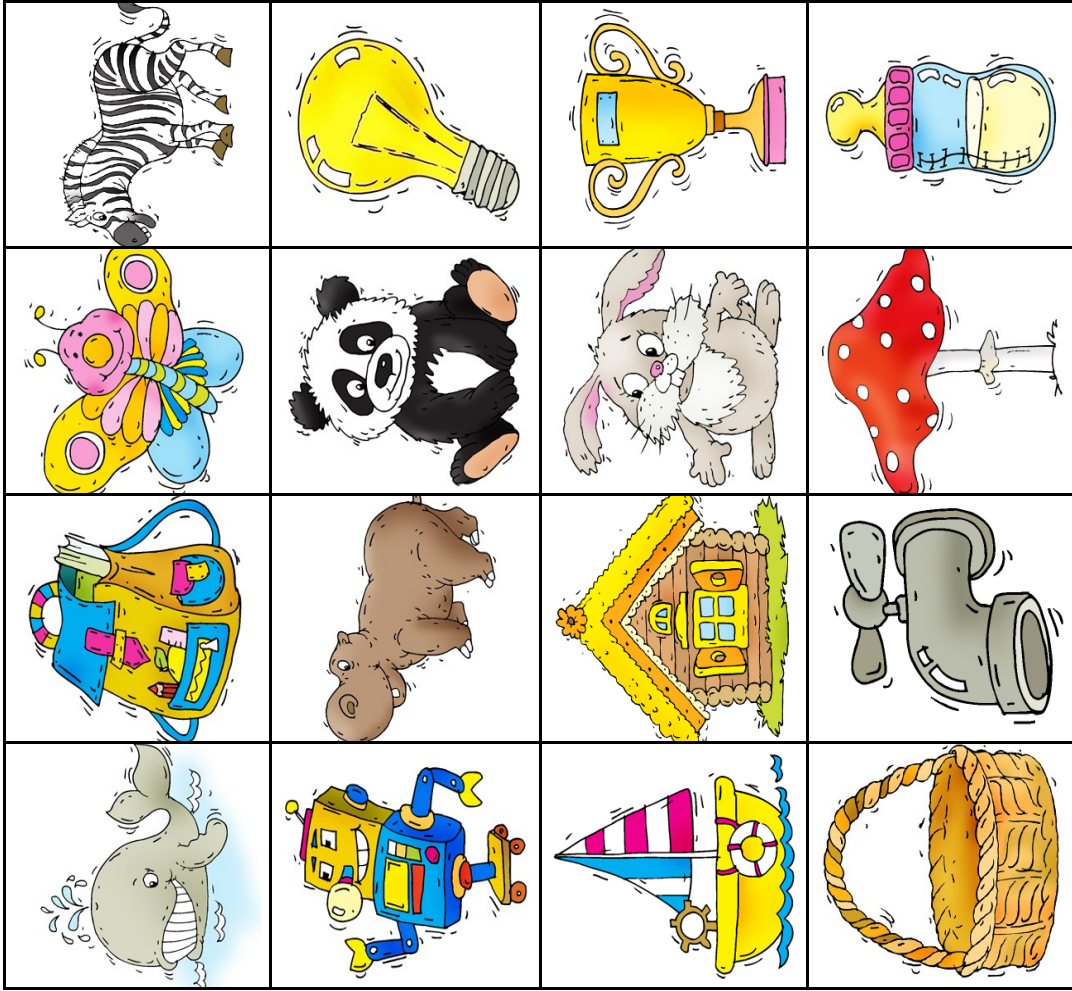
m/n




p/b




p/b




d/t




d/t




f/v




f/v




ch/j




ch/j



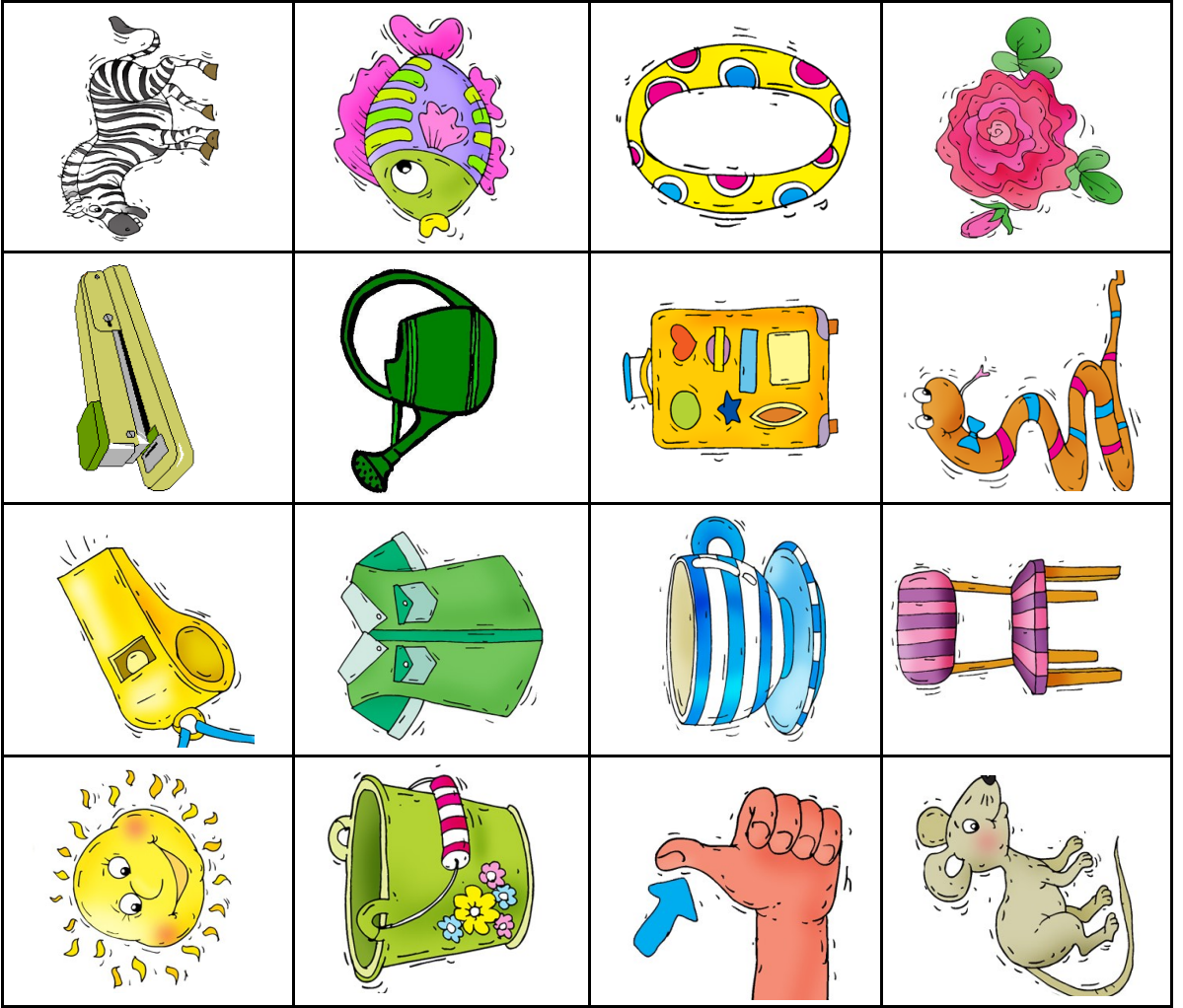
k/g



k/g



s/z



s/z

